



Porec

XXI Men's World Championship 2009

Croatia



TUE 27 JAN 2009
20:00

Final Round (Classification 13th-14th place)

Spectators: 1.000

Results

Match No: 110

ESP 28 - 24 EGY
(15 - 10) (13 - 14)

Referees: STANOJEVIC Z / VISEKRUNA S (SRB)

RUNNING SCORE

ESP - EGY

ESP - Spain

No.	Name	G/S	%	Shots					Penalties									
				6m	Wing	9m	7m	FB	BT	YC	2Min	RC	EX					
1	HOMBRADOS Jose Javier																	
2	ENTRERRIOS RODRIGUEZ Alberto	3/7	43			2/6		1/1			1							
3	UGALDE GARCIA Cristian										1							
4	ROCAS COMAS Albert	2/6	33		2/5			0/1										
5	CANELLAS REIXACH Joan	9/13	69			2/3	5/7	1/2	1/1	1								
6	GARABAYA ARENAS Ruben	2/3	67	1/1		1/1		0/1										
8	ANDREU CANDAU Juan	0/1	0	0/1							1							
10	LOPEZ ROMERO Victor Hugo																	
11	MORROS de ARGILA Viran	0/1	0					0/1										
12	SIERRA MENDEZ Jose Manuel																	
17	GARCIA LORENZANA Juan	4/5	80	1/1	2/3													
18	ROMERO FERNANDEZ Iker	2/4	50			2/4												
26	RUESGA PASARIN Carlos	3/6	50	0/1		3/4				0/1								
27	TOMAS GONZALEZ Victor	3/4	75		1/2			2/2										
Bench/Team											1							
Totals		28/50	56	2/4	5/10	10/18	5/7	4/8	2/3		3	2	0	0				

No.	Name	S/S	%	Saves						
				6m	Wing	9m	7m	FB	BT	
1	HOMBRADOS Jose Javier									
12	SIERRA MENDEZ Jose Manuel	14/38	37	1/3	2/4	11/24	0/2	0/3	0/2	
Totals		14/38	37	1/3	2/4	11/24	0/2	0/3	0/2	

EGY - Egypt

No.	Name	G/S	%	Shots					Penalties									
				6m	Wing	9m	7m	FB	BT	YC	2Min	RC	EX					
5	HUSSEIN Moustafa	3/5	60		0/2	2/2		1/1										
6	EL AHMAR Ahmed	1/5	20		0/1	1/4					1							
7	SHEBIB Mohamed	0/1	0	0/1							1							
9	EL KALIOBY Amr	1/1	100			1/1					1							
10	ABDEL RAZEK Abou	1/4	25			1/4												
13	OSMAN Karim	3/3	100		2/2			1/1				1						
14	MABROUK Hassan	0/1	0			0/1					1							
15	HASSAN Mohamed	7/10	70	2/2		5/8												
16	ABDEL MAKSOUD Walid																	
18	EL FAKHARANY Hany																	
19	RABIE Hassan	2/4	50			1/2		0/1	1/1									
20	HUSSEIN Hussein	6/12	50			2/8	2/2	1/1	1/1	1	1							
21	HASSAN Mahmoud																	
22	EL SAYED Ismail																	
Bench/Team																		
Totals		24/46	52	2/3	2/5	13/30	2/2	3/4	2/2		3	4	0	0				

No.	Name	S/S	%	Saves						
				6m	Wing	9m	7m	FB	BT	
16	ABDEL MAKSOUD Walid	4/16	25	1/3	0/2	1/4	0/4	2/2	0/1	
22	EL SAYED Ismail	7/23	30	1/1	3/6	0/7	2/3	1/5	0/1	
Totals		11/39	28	2/4	3/8	1/11	2/7	3/7	0/2	

1st Half		
0 (1')	1	EL KALIOBY A
1 (2')	1	
1 (3')	2	HUSSEIN M
2 (3')	2	
3 (7')	2	
4 (8')	2	
5 (10')	2	
6 (12')	2	
6 (13')	3	OSMAN K
7 (14')	3	
7 (15')	4	HASSAN M
8 (16')	4	
8 (16')	5	HUSSEIN H
8 (17')	6	HUSSEIN H
9 (20')	6	
9 (21')	7	HASSAN M
10 (22')	7	
11 (22')	7	
12 (24')	7	
12 (25')	8	EL AHMAR A
12 (26')	9	HASSAN M
13 (27')	9	
13 (29')	10	HASSAN M
14 (29')	10	
15 (30')	10	

2nd Half		
15 (31')	11	OSMAN K
16 (32')	11	
16 (32')	12	HUSSEIN H
17 (34')	12	
18 (36')	12	
18 (37')	13	ABDEL RAZEK A
19 (37')	13	
19 (37')	14	HUSSEIN H
20 (39')	14	
20 (39')	15	RABIE H
20 (43')	16	HUSSEIN M
21 (43')	16	
22 (45')	16	
22 (46')	17	HUSSEIN H
23 (46')	17	
24 (47')	17	
24 (48')	18	HASSAN M
25 (49')	18	
25 (51')	19	RABIE H
26 (53')	19	
26 (54')	20	HUSSEIN H
26 (56')	21	HASSAN M
27 (57')	21	
27 (57')	22	HASSAN M
27 (58')	23	HUSSEIN M
28 (59')	23	
28 (60')	24	OSMAN K

Legend:									
G/S	Goals/Shots	6m	6-metre Shots	Wing	Wing Shots	EX	Exclusions	BT	Breakthroughs
S/S	Saves/Shots	7m	7-metre Shots	YC	Yellow Cards	2Min	2 Minute Suspensions	FB	Fast Breaks
%	Efficiency	9m	9-metre Shots	RC	Red Cards	+	2 Minute + 2 Minute Suspensions		



Porec

XXI Men's World Championship 2009

Croatia

TUE 27 JAN 2009
20:00

Final Round (Classification 13th-14th place)

Spectators: 1.000

Match Team Statistics

Match No: 110

ESP 28 - 24 EGY

(15 - 10) (13 - 14)

Referees: STANOJEVIC Z / VISEKRUNA S (SRB)

ESP - Spain

Players		Shots								Offence		Defence		Penalties			TP	
No.	Name	G/S	%	6m	Wing	9m	7m	FB	BT	AS	TF	ST	BS	YC	2Min	RC		EX
1	HOMBRADOS Jose Javier																	
2	ENTRERRIOS RODRIGUEZ Alberto	3/7	43			2/6		1/1		2				1				42:28
3	UGALDE GARCIA Cristian											1			1			17:31
4	ROCAS COMAS Albert	2/6	33		2/5			0/1		1	1							42:29
5	CANELLAS REIXACH Joan	9/13	69			2/3	5/7	1/2	1/1	7	1	2		1				50:20
6	GARABAYA ARENAS Ruben	2/3	67	1/1		1/1		0/1		3			1					32:20
8	ANDREU CANDAU Juan	0/1	0	0/1							1		1		1			23:26
10	LOPEZ ROMERO Victor Hugo																	
11	MORROS de ARGILA Viran	0/1	0					0/1				1	1					35:35
12	SIERRA MENDEZ Jose Manuel																	60:00
17	GARCIA LORENZANA Juan	4/5	80	1/1	2/3				1/1	1	1							42:29
18	ROMERO FERNANDEZ Iker	2/4	50			2/4				1	3							30:16
26	RUESGA PASARIN Carlos	3/6	50	0/1		3/4			0/1	1								25:35
27	TOMAS GONZALEZ Victor	3/4	75		1/2			2/2										17:31
	Bench/Team													1				
	Totals	28/50	56	2/4	5/10	10/18	5/7	4/8	2/3	16	7	4	3	3	2	0	0	

Goalkeepers		Total Shots		6m Shots		Wing Shots		9m Shots		7m Shots		Fast Breaks		Breakthroughs	
No.	Name	S/S	%	S/S	%	S/S	%	S/S	%	S/S	%	S/S	%	S/S	%
1	HOMBRADOS Jose Javier														
12	SIERRA MENDEZ Jose Manuel	14/38	37	1/3	33	2/4	50	11/24	46	0/2	0	0/3	0	0/2	0
	Totals	14/38	37	1/3	33	2/4	50	11/24	46	0/2	0	0/3	0	0/2	0

Team Shots	Goals	Saves	Missed	Post	Blocked	Total	%
6m Shots	2	2	0	0	0	4	50
Wing Shots	5	3	0	2	0	10	50
9m Shots	10	1	2	4	1	18	56
7m Shots	5	2	0	0	n/a	7	71
Fast Breaks	4	3	0	1	0	8	50
Breakthroughs	2	0	1	0	0	3	67
Totals	28	11	3	7	1	50	56

Number of Attacks: 56, Scoring Efficiency: 50%



Porec

XXI Men's World Championship 2009 Croatia



TUE 27 JAN 2009
20:00

Final Round (Classification 13th-14th place)

Spectators: 1.000

Match Team Statistics

Match No: 110

ESP 28 - 24 EGY
(15 - 10) (13 - 14)

Referees: STANOJEVIC Z / VISEKRUNA S (SRB)

ESP - Spain

Shots Distribution

Players

Goals / Shots

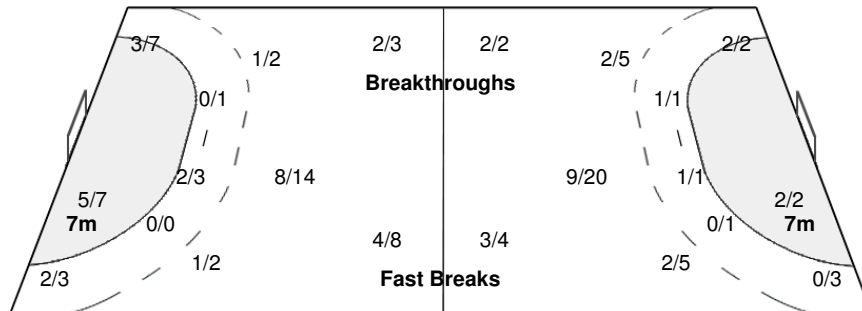
2 ENTERRIOS RODRIGU	3 UGALDE GARCIA C	4 ROCAS COMAS A	5 CANELLAS REIXACH J	6 GARABAYA ARENAS R	8 ANDREU CANDAU J	10 LOPEZ ROMERO V
1/1	2/2	2/2	0/1	2/3	1/2	0/1
			0/1	1/1	1/1	
			2/2	3/3	0/1	1/1
1-Missed	3-Post	1-Post				

11 MORROS de ARGILA V	17 GARCIA LORENZANA J	18 ROMERO FERNANDEZ I	26 RUESGA PASARIN C	27 TOMAS GONZALEZ V
0/1	1/1	1/1	1/1	1/1
			0/2	1/1
	2/3	1/1	1/1	0/1
		1-Missed	1-Blocked	1-Missed

Team Goals / Shots

3/4	6/8	6/8
0/1		2/4
5/8	1/1	5/5
3-Missed	7-Post	1-Blocked

Offence



Defence

Goalkeepers Saves / Shots

2/3	1/4
2/3	0/1
5/11	4/15

1 HOMBRADOS J

12 SIERRA MENDEZ J

2/3	1/4
2/3	0/1
5/11	4/15



Porec

XXI Men's World Championship 2009

Croatia

TUE 27 JAN 2009
20:00

Final Round (Classification 13th-14th place)



Spectators: 1.000

Match Team Statistics

Match No: 110

ESP 28 - 24 EGY

(15 - 10) (13 - 14)

Referees: STANOJEVIC Z / VISEKRUNA S (SRB)

EGY - Egypt

Players		Shots								Offence		Defence		Penalties			TP	
No.	Name	G/S	%	6m	Wing	9m	7m	FB	BT	AS	TF	ST	BS	YC	2Min	RC		EX
5	HUSSEIN Moustafa	3/5	60		0/2	2/2		1/1		2								51:55
6	EL AHMAR Ahmed	1/5	20		0/1	1/4				1	1			1				48:55
7	SHEBIB Mohamed	0/1	0	0/1								2			1			24:22
9	EL KALIOBY Amr	1/1	100			1/1					1				1			22:27
10	ABDEL RAZEK Abou	1/4	25			1/4				1	2							18:20
13	OSMAN Karim	3/3	100		2/2			1/1			1				1			52:47
14	MABROUK Hassan	0/1	0			0/1				1				1				23:36
15	HASSAN Mohamed	7/10	70	2/2		5/8				1	2	1						24:09
16	ABDEL MAKSOUUD Walid																	23:35
18	EL FAKHARANY Hany																	1:31
19	RABIE Hassan	2/4	50			1/2		0/1	1/1		1							24:56
20	HUSSEIN Hussein	6/12	50			2/8	2/2	1/1	1/1		2		1	1	1			40:24
21	HASSAN Mahmoud																	26:38
22	EL SAYED Ismail																	36:25
	Bench/Team																	
	Totals	24/46	52	2/3	2/5	13/30	2/2	3/4	2/2	6	12	1	1	3	4	0	0	

Goalkeepers		Total Shots		6m Shots		Wing Shots		9m Shots		7m Shots		Fast Breaks		Breakthroughs	
No.	Name	S/S	%	S/S	%	S/S	%	S/S	%	S/S	%	S/S	%	S/S	%
16	ABDEL MAKSOUUD Walid	4/16	25	1/3	33	0/2	0	1/4	25	0/4	0	2/2	100	0/1	0
22	EL SAYED Ismail	7/23	30	1/1	100	3/6	50	0/7	0	2/3	67	1/5	20	0/1	0
	Totals	11/39	28	2/4	50	3/8	38	1/11	9	2/7	29	3/7	43	0/2	0

Team Shots	Goals	Saves	Missed	Post	Blocked	Total	%
6m Shots	2	1	0	0	0	3	67
Wing Shots	2	2	0	1	0	5	40
9m Shots	13	11	2	2	2	30	43
7m Shots	2	0	0	0	n/a	2	100
Fast Breaks	3	0	1	0	0	4	75
Breakthroughs	2	0	0	0	0	2	100
Totals	24	14	3	3	2	46	52

Number of Attacks: 56, Scoring Efficiency: 43%



Porec

XXI Men's World Championship 2009 Croatia



TUE 27 JAN 2009
20:00

Final Round (Classification 13th-14th place)

Spectators: 1.000

Match Team Statistics

Match No: 110

ESP 28 - 24 EGY

(15 - 10) (13 - 14)

Referees: STANOJEVIC Z / VISEKRUNA S (SRB)

EGY - Egypt

Shots Distribution

Players

Goals / Shots

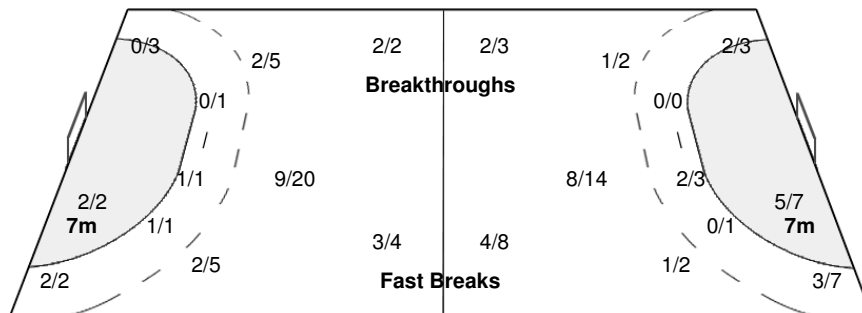
5 HUSSEIN M	6 EL AHMAR A	7 SHEBIB M	9 EL KALIOBY A	10 ABDEL RAZEK A	13 OSMAN K	14 MABROUK H
1/1	0/1	0/1	1/1	1/1		
2/3	0/1	1/2		0/1		3/3
1-Post				1-Missed	1-Blocked	1-Blocked

15 HASSAN M	18 EL FAKHARANY H	19 RABIE H	20 HUSSEIN H	21 HASSAN M
			0/1	2/2
3/5	1/1	1/1	0/1	
3/3		1/1	2/3	1/1
1-Missed		1-Missed 1-Post	1-Post	

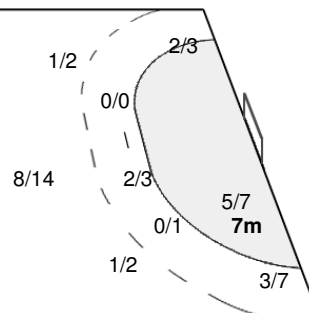
Team Goals / Shots

1/3		3/4
1/3		1/1
6/11	1/1	11/15
3-Missed	3-Post	2-Blocked

Offence



Defence



Goalkeepers Saves / Shots

1/4	2/8	2/8
1/1		2/4
3/8	0/1	0/5

16 ABDEL MAKSOUD W

0/1	0/2	1/4
		2/2
1/5		0/2

22 EL SAYED I

1/3	2/6	1/4
1/1		0/2
2/3	0/1	0/3

Legend:

G/S Goals/Shots	% Efficiency	6m 6-metre Shots	7m 7-metre Shots	9m 9-metre Shots
S/S Saves/Shots	Wing Wing Shots	FB Fast Breaks	BT Breakthroughs	EX Exclusions
AS Assists	TF Technical Faults	ST Steals	BS Blocked Shots	TP Time Played
YC Yellow Cards	RC Red Cards	n/a not applicable	2Min 2 Minute Suspensions	
+ 2 Minute + 2 Minute Suspensions				



Porec

XXI Men's World Championship 2009

Croatia

TUE 27 JAN 2009
20:00**Final Round (Classification 13th-14th place)****Spectators: 1.000****Play by Play**

Match No: 110

ESP 28 - 24 EGY**(15 - 10) (13 - 14)**

Teams:				
ESP	1 HOMBRADOS Jose Javier	2 ENTRERRIOS RODRIGUEZ Alberto	3 UGALDE GARCIA Cristian	4 ROCAS COMAS Albert
	5 CANELLAS REIXACH Joan	6 GARABAYA ARENAS Ruben	8 ANDREU CANDAU Juan	10 LOPEZ ROMERO Victor Hugo
	11 MORROS de ARGILA Viran	12 SIERRA MENDEZ Jose Manuel	17 GARCIA LORENZANA Juan	18 ROMERO FERNANDEZ Iker
	26 RUESGA PASARIN Carlos	27 TOMAS GONZALEZ Victor		
EGY	5 HUSSEIN Moustafa	6 EL AHMAR Ahmed	7 SHEBIB Mohamed	9 EL KALIOBY Amr
	10 ABDEL RAZEK Abou	13 OSMAN Karim	14 MABROUK Hassan	15 HASSAN Mohamed
	16 ABDEL MAKSOUD Walid	18 EL FAKHARANY Hany	19 RABIE Hassan	20 HUSSEIN Hussein
	21 HASSAN Mahmoud	22 EL SAYED Ismail		

FIRST HALF

Match Time	ESP - Spain	Score	Lead	EGY - Egypt
0:00				22 EL SAYED I Goalkeeper
0:00	12 SIERRA MENDEZ J Goalkeeper			
0:23	4 ROCAS COMAS A Shot right wing post			
0:32		0 - 1	-1	9 EL KALIOBY A Goal centre 9m middle left
1:12	26 RUESGA PASARIN C Goal centre 9m top left	1 - 1	0	
2:08				6 EL AHMAR A Shot right 9m saved top left
2:32	18 ROMERO FERNANDEZ I Technical Fault			
2:40		1 - 2	-1	5 HUSSEIN M Goal fast break top left
2:44	5 CANELLAS REIXACH J Goal fast break bottom right	2 - 2	0	
3:42				20 HUSSEIN H Shot centre 9m saved top left
4:32	5 CANELLAS REIXACH J Shot centre 9m post			
5:09				20 HUSSEIN H Shot centre 9m saved bottom right
5:19	5 CANELLAS REIXACH J Technical Fault			
5:59	5 CANELLAS REIXACH J Steal			
5:59				19 RABIE H Technical Fault
6:17				14 MABROUK H Warning (yellow card)
6:35	17 GARCIA LORENZANA J Goal left wing bottom centre (5 CANELLAS REIXACH J)	3 - 2	+1	
7:05				15 HASSAN M Shot centre 9m saved bottom left
7:38	18 ROMERO FERNANDEZ I 7m received			
7:39				7 SHEBIB M 7m caused
7:50	5 CANELLAS REIXACH J Goal Penalty shot bottom right (18 ROMERO FERNANDEZ I)	4 - 2	+2	
8:36				5 HUSSEIN M Shot right wing saved bottom right
9:05				19 RABIE H Shot left 9m post
9:11	17 GARCIA LORENZANA J Technical Fault (FB)			
9:12				15 HASSAN M Steal
9:21				7 SHEBIB M Shot right 6m saved top right
9:27	2 ENTRERRIOS RODRIGU Goal fast break top right (17 GARCIA LORENZANA J)	5 - 2	+3	
10:03				15 HASSAN M Technical Fault
10:04	11 MORROS de ARGILA V Steal			
10:45	18 ROMERO FERNANDEZ I Shot centre 9m blocked			
11:04	8 ANDREU CANDAU J 2 minutes suspension			
11:19	17 GARCIA LORENZANA J Goal breakthrough bottom left	6 - 2	+4	
11:52				5 HUSSEIN M Shot right wing post
12:24				6 EL AHMAR A Warning (yellow card)
12:41	4 ROCAS COMAS A Technical Fault			
12:50		6 - 3	+3	13 OSMAN K Goal left wing bottom right (5 HUSSEIN M)
13:23	4 ROCAS COMAS A Goal right wing top left (5 CANELLAS REIXACH J)	7 - 3	+4	
14:01	5 CANELLAS REIXACH J Warning (yellow card)			
14:43		7 - 4	+3	15 HASSAN M Goal centre 9m bottom right
15:06	5 CANELLAS REIXACH J Goal breakthrough bottom left	8 - 4	+4	
15:37		8 - 5	+3	20 HUSSEIN H Goal centre 9m bottom left
16:12	2 ENTRERRIOS RODRIGU Shot centre 9m post			
16:19		8 - 6	+2	20 HUSSEIN H Goal fast break top right
17:11	18 ROMERO FERNANDEZ I Technical Fault			
17:50				20 HUSSEIN H Shot centre 9m post
17:57	6 GARABAYA ARENAS R Shot fast break saved bottom left			
18:29				6 EL AHMAR A Shot centre 9m saved bottom left
19:10	6 GARABAYA ARENAS R Goal centre 9m bottom right (2 ENTRERRIOS RODRIGU)	9 - 6	+3	
19:40				10 ABDEL RAZEK A Technical Fault
19:52	2 ENTRERRIOS RODRIGU Shot left 9m post			
20:28		9 - 7	+2	15 HASSAN M Goal left 6m bottom left
21:02	6 GARABAYA ARENAS R 7m received			
21:02				7 SHEBIB M 7m caused
21:02				7 SHEBIB M 2 minutes suspension
21:04	5 CANELLAS REIXACH J Goal Penalty shot bottom right (6 GARABAYA ARENAS R)	10 - 7	+3	
21:42				10 ABDEL RAZEK A Technical Fault
21:56	17 GARCIA LORENZANA J Goal left wing top right (2 ENTRERRIOS RODRIGU)	11 - 7	+4	



Porec

XXI Men's World Championship 2009

Croatia

TUE 27 JAN 2009
20:00

Final Round (Classification 13th-14th place)



Spectators: 1.000

Play by Play

Match No: 110

FIRST HALF

Match Time	ESP - Spain	Score	Lead	EGY - Egypt
22:03				SMAJLAGIC I Timeout
22:54				20 HUSSEIN H Technical Fault
23:08				20 HUSSEIN H Warning (yellow card)
23:41	17 GARCIA LORENZANA J Goal centre 6m bottom left (26 RUESGA PASARIN C)	12 - 7	+5	
24:13	2 ENTRERRIOS RODRIGU Warning (yellow card)			
24:13		12 - 8	+4	6 EL AHMAR A Goal right 9m bottom right
24:47	26 RUESGA PASARIN C Shot right 9m saved middle right			
25:19		12 - 9	+3	15 HASSAN M Goal centre 9m bottom left
25:47	2 ENTRERRIOS RODRIGU Shot centre 9m missed			
26:21				15 HASSAN M Technical Fault
26:27	4 ROCAS COMAS A 7m received			
26:27				13 OSMAN K 7m caused
26:27				13 OSMAN K 2 minutes suspension
26:28	5 CANELLAS REIXACH J Goal Penalty shot top centre (4 ROCAS COMAS A)	13 - 9	+4	
26:59	5 CANELLAS REIXACH J Steal			
26:59				20 HUSSEIN H Technical Fault
27:05	11 MORROS de ARGILA V Shot fast break saved top right			
27:27				15 HASSAN M Shot right 9m saved bottom left
27:40	4 ROCAS COMAS A Shot fast break post			
28:20		13 - 10	+3	15 HASSAN M Goal centre 9m bottom right
28:43	6 GARABAYA ARENAS R Goal centre 6m top right (5 CANELLAS REIXACH J)	14 - 10	+4	
29:23				20 HUSSEIN H Shot centre 9m saved bottom right
29:50	5 CANELLAS REIXACH J 7m received			
29:55				14 MABROUK H 7m caused
30:00	5 CANELLAS REIXACH J Goal Penalty shot bottom left (5 CANELLAS REIXACH J)	15 - 10	+5	

SECOND HALF

Match Time	ESP - Spain	Score	Lead	EGY - Egypt
30:00				16 ABDEL MAKSOUD W Goalkeeper
30:00	12 SIERRA MENDEZ J Goalkeeper			
30:29		15 - 11	+4	13 OSMAN K Goal left wing bottom right (10 ABDEL RAZEK A)
30:56	6 GARABAYA ARENAS R 7m received			
31:00				9 EL KALIOBY A 7m caused
31:09	5 CANELLAS REIXACH J Goal Penalty shot top centre (6 GARABAYA ARENAS R)	16 - 11	+5	
31:36		16 - 12	+4	20 HUSSEIN H Goal centre 9m bottom right
32:38				9 EL KALIOBY A 2 minutes suspension
32:51	26 RUESGA PASARIN C Shot right 6m saved middle right			
33:26				10 ABDEL RAZEK A Shot centre 9m blocked
33:36	4 ROCAS COMAS A Goal right wing top left (5 CANELLAS REIXACH J)	17 - 12	+5	
34:53				20 HUSSEIN H Shot centre 9m saved bottom left
35:28	5 CANELLAS REIXACH J Goal left 9m top right	18 - 12	+6	
36:00		18 - 13	+5	10 ABDEL RAZEK A Goal left 9m top right
36:28	18 ROMERO FERNANDEZ I Goal centre 9m bottom left	19 - 13	+6	
36:54		19 - 14	+5	20 HUSSEIN H Goal breakthrough top right
37:35	17 GARCIA LORENZANA J Shot left wing saved bottom left			
37:43				10 ABDEL RAZEK A Shot right 9m missed
38:04	5 CANELLAS REIXACH J Goal centre 9m middle right	20 - 14	+6	
38:26		20 - 15	+5	19 RABIE H Goal breakthrough bottom left
39:02	4 ROCAS COMAS A Shot right wing saved top centre			
39:09				19 RABIE H Shot fast break missed
39:16				20 HUSSEIN H 7m caused
39:16	6 GARABAYA ARENAS R 7m received			
39:16				20 HUSSEIN H 2 minutes suspension
39:18	5 CANELLAS REIXACH J Penalty shot saved top centre			
39:58				6 EL AHMAR A Shot right wing saved middle left
40:13	4 ROCAS COMAS A Shot right wing post			
40:50				6 EL AHMAR A Technical Fault
40:56	18 ROMERO FERNANDEZ I Technical Fault (FB)			
41:01				7 SHEBIB M Technical Fault (FB)
41:15	5 CANELLAS REIXACH J Shot fast break saved top right			
42:02				20 HUSSEIN H Shot centre 9m saved middle left
42:15		20 - 16	+4	5 HUSSEIN M Goal right 9m bottom right
42:50	27 TOMAS GONZALEZ V Goal right wing top right (6 GARABAYA ARENAS R)	21 - 16	+5	
43:56				6 EL AHMAR A Shot left 9m saved bottom right
44:17	18 ROMERO FERNANDEZ I Goal centre 9m top centre	22 - 16	+6	
44:45	27 TOMAS GONZALEZ V 7m caused			
44:46				20 HUSSEIN H 7m received
45:02		22 - 17	+5	20 HUSSEIN H Goal Penalty shot bottom centre



Porec

XXI Men's World Championship 2009

Croatia

TUE 27 JAN 2009
20:00

Final Round (Classification 13th-14th place)



Spectators: 1.000

Play by Play

Match No: 110

SECOND HALF

Match Time	ESP - Spain	Score	Lead	EGY - Egypt
45:49	2 ENTRERRIOS RODRIGU Goal centre 9m top right	23 - 17	+6	
46:41	3 UGALDE GARCIA C Steal			
46:41				7 SHEBIB M Technical Fault
46:47	27 TOMAS GONZALEZ V Goal fast break top centre (5 CANELLAS REIXACH J)	24 - 17	+7	
47:52		24 - 18	+6	15 HASSAN M Goal centre 9m bottom left
48:23	2 ENTRERRIOS RODRIGU Goal centre 9m top centre	25 - 18	+7	
49:28				15 HASSAN M Shot left 9m missed
49:45				20 HUSSEIN H 7m caused
49:45	6 GARABAYA ARENAS R 7m received			
49:56	5 CANELLAS REIXACH J Penalty shot saved middle left			
50:52		25 - 19	+6	19 RABIE H Goal left 9m bottom right
51:39	18 ROMERO FERNANDEZ I Shot centre 9m missed			
52:08				10 ABDEL RAZEK A Shot centre 9m saved bottom left
52:14	27 TOMAS GONZALEZ V Goal fast break middle right (5 CANELLAS REIXACH J)	26 - 19	+7	
53:16	5 CANELLAS REIXACH J 7m caused			
53:16				15 HASSAN M 7m received
53:29		26 - 20	+6	20 HUSSEIN H Goal Penalty shot bottom left (15 HASSAN M)
54:08	2 ENTRERRIOS RODRIGU Shot centre 9m post			
54:25				9 EL KALIOBY A Technical Fault
54:49	8 ANDREU CANDAU J Technical Fault			
54:56	3 UGALDE GARCIA C 2 minutes suspension			
54:56	VALERO R Warning (yellow card) bench			
55:15		26 - 21	+5	15 HASSAN M Goal centre 9m middle right
56:08	26 RUESGA PASARIN C Goal centre 9m top centre	27 - 21	+6	
56:29		27 - 22	+5	15 HASSAN M Goal centre 6m bottom right (6 EL AHMAR A)
57:19	27 TOMAS GONZALEZ V Shot right wing saved bottom left			
57:28		27 - 23	+4	5 HUSSEIN M Goal centre 9m bottom right
58:03	26 RUESGA PASARIN C Goal right 9m bottom right	28 - 23	+5	
58:52				13 OSMAN K Technical Fault
59:08	8 ANDREU CANDAU J Shot centre 6m saved top left			
59:13		28 - 24	+4	13 OSMAN K Goal fast break bottom right (14 MABROUK H)
59:42	26 RUESGA PASARIN C Shot breakthrough missed			
59:52				14 MABROUK H Shot centre 9m blocked



MATCH REPORT / FEUILLE DE MATCH / SPIELBERICHT No 110

Home team / Equipe recevante / Heimmannschaft A ESP - Spain			versus contre gegen			Guest team / Equipe visiteuse / Gastmannschaft B EGY - Egypt			Spectators / Spectateurs / Zuschauer 1000					
played in / joué à / gespielt in Porec			in the Hall / dans la salle / in der Halle Zatika Sport Centre			on / le / am TUE 27 JAN 2009			at / à / um 20:00 hours / heures / Uhr					
Half-time (30')	A	B	End of playing time	A	B	1st extra time	A	B	2nd extra time	A	B	After penalty throws	A	B
Mi-temps (30')	15	10	Fin du temps de jeu	28	24	1ère prolongation			2ème prolongation			Après jets de 7 m		
Halbzeit (30')			Spielzeitende (60')			1. Verlängerung			2. Verlängerung			Nach 7-m-Werfen		
Number of 7 m Nombre de 7 m Anzahl 7 m	A 5/7		Team time-out I II		Full name of players and officials (Off.A-E) Noms et prenom des joueurs et des officiels (Off.A-E) Namen und Vornamen der Spieler und Offiziellen (Off.A-E)				Team time-out I II		B 2/2	Number of 7 m Nombre de 7 m Anzahl 7 m		
No.	Team / Equipe / Mannschaft A					No.	Team / Equipe / Mannschaft B							
1	HOMBRADOS Jose Javier					5	HUSSEIN Moustafa							
2	ENTRERRIOS RODRIGUEZ Alberto					6	EL AHMAR Ahmed							
3	UGALDE GARCIA Cristian					7	SHEBIB Mohamed							
4	ROCAS COMAS Albert					9	EL KALIOBY Amr							
5	CANELLAS REIXACH Joan					10	ABDEL RAZEK Abou							
6	GARABAYA ARENAS Ruben					13	OSMAN Karim							
8	ANDREU CANDAU Juan					14	MABROUK Hassan							
10	LOPEZ ROMERO Victor Hugo					15	HASSAN Mohamed							
11	MORROS de ARGILA Viran					16	ABDEL MAKSOUD Walid							
12	SIERRA MENDEZ Jose Manuel					18	EL FAKHARANY Hany							
17	GARCIA LORENZANA Juan					19	RABIE Hassan							
18	ROMERO FERNANDEZ Iker					20	HUSSEIN Hussein							
26	RUESGA PASARIN Carlos					21	HASSAN Mahmoud							
27	TOMAS GONZALEZ Victor					22	EL SAYED Ismail							
A	ALVARO ALCALDE Jordi					A	SMAJLAGIC Irfan							
B	BARBEITO DELGADO Fernando					B	HUSSEIN MAHMOUD Mahmoud							
C	GUTIERREZ RINCON Jose Antonio					C	NJARADI Nenad							
E	VALERO Rivera Lopez					D	EL SHIKH Fawzi							
A	Signatures of responsables for the teams (Off.A) / Signatures des responsables des équipes (Off.A) / Unterschriften der Mannschaften (Off.A)										B			

Remarks of referees / Observations des arbitres / Schiedsrichterbemerkungen:

Representative of the organising federation
Représentant de la fédération organisatrice
Vertreter des organisierenden Verbandes

TBD...

Signatures / Signature / Unterschriften

Referees
Arbitres
Schiedsrichter

STANOJEVIC Z

VISEKRUNA S

Technical Officials
Officiels techniques
Technische Offizielle

TK: ANDORKA S

SK: GODINHO P

IHF-Official
Officiel de l'IHF
IHF-Offizieller

NILSSON GREEN C

Note number of total 7 m throws awarded to team A resp. B, goals (G), warnings (W), suspensions (2'), disqualifications (D) and exclusions (E)
Notez le nombre de jets de 7 m, de buts (B), d'avertissements (A), d'exclusions (2'), de disqualifications (D), et d'expulsions (E) pour l'équipe A et B

Zu notieren ist die Anzahl aller für Mannschaft A bzw. B ausgesprochenen 7 m-Würfe, der Tore (T), Verwarnungen (V), Hinausstellungen (2'), Disqualifikationen (D), und Ausschlüsse (A)

The original must be given to the IHF
2 copies for the teams, 2 copies for the referees
1 copy for the official

L'original de Cette feuille de match doit être remis à l'IHF
2 copies aux équipes, 2 copies aux arbitres
1 copie à l'officiel

Das Original dieses Berichtes geht an die IHF
2 Kopien an die Mannschaften, 2 Kopien an die Schiedsrichter
1 Kopie an den Offiziellen



XXI Men's World Championship 2009

Croatia



Team Fair Play

As of 1 FEB 2009

Rank	Team	Points		EX	RC	2Min	YC	MP
		Avg	Total					
1	FRA - France	7.1	71	0	1	19	28	10
2	HUN - Hungary	8.7	78	0	0	25	28	9
3	DEN - Denmark	8.8	88	0	0	29	30	10
3	ROU - Romania	8.8	79	0	0	27	25	9
5	KOR - Korea	9.1	82	0	0	28	26	9
6	ESP - Spain	9.4	85	0	1	26	28	9
7	AUS - Australia	10.0	90	0	1	28	29	9
8	CRO - Croatia	10.7	107	0	1	35	32	10
9	KSA - Saudi Arabia	11.0	99	0	0	36	27	9
9	KUW - Kuwait	11.0	99	0	1	34	26	9
11	ARG - Argentina	11.1	100	0	1	35	25	9
11	NOR - Norway	11.1	100	0	1	33	29	9
11	POL - Poland	11.1	111	0	0	39	33	10
14	SRB - Serbia	11.2	101	0	2	32	27	9
15	BRA - Brazil	12.7	114	0	1	41	27	9
15	SVK - Slovakia	12.7	114	0	0	43	28	9
17	ALG - Algeria	12.8	115	0	1	41	28	9
18	EGY - Egypt	12.9	116	0	1	41	29	9
19	MKD - FYR Macedonia	13.3	120	0	2	40	30	9
20	TUN - Tunisia	13.8	124	0	2	43	28	9
21	CUB - Cuba	15.0	135	0	1	53	24	9
22	SWE - Sweden	15.4	139	0	4	45	29	9
23	GER - Germany	16.1	145	0	3	50	30	9
24	RUS - Russia	18.4	166	0	5	57	27	9

Note:

Total Points = (EX) x 10 + (RC) x 5 + (2Min) x 2 + (YC) x 1

Legend:

Avg Average per Game
MP Matches Played

EX Exclusions
2Min 2 Minute Suspensions

RC Red Cards

YC Yellow Cards



XXI Men's World Championship 2009

Croatia



Tournament Summary

As of 1 FEB 2009

Group M I

Rank	Team	Pts	MP	W	T	L	GF	GA	Diff.
1	CRO	10	5	5	0	0	137	118	19
2	FRA	8	5	4	0	1	139	112	27
3	HUN	5	5	2	1	2	127	135	-8
4	SWE	4	5	2	0	3	135	140	-5
5	SVK	3	5	1	1	3	124	137	-13
6	KOR	0	5	0	0	5	119	139	-20

Team	CRO	FRA	HUN	SWE	SVK	KOR
CRO		22 - 19	27 - 22	30 - 26	31 - 25	27 - 26
FRA	19 - 22		27 - 22	28 - 21	35 - 26	30 - 21
HUN	22 - 27	22 - 27		31 - 30	24 - 24	28 - 27
SWE	26 - 30	21 - 28	30 - 31		27 - 26	31 - 25
SVK	25 - 31	26 - 35	24 - 24	26 - 27		23 - 20
KOR	26 - 27	21 - 30	27 - 28	25 - 31	20 - 23	

Group M II

Rank	Team	Pts	MP	W	T	L	GF	GA	Diff.
1	DEN	8	5	4	0	1	156	145	11
2	POL	6	5	3	0	2	150	141	9
3	GER	5	5	2	1	2	147	133	14
4	SRB	5	5	2	1	2	153	161	-8
5	NOR	4	5	2	0	3	138	141	-3
6	MKD	2	5	1	0	4	132	155	-23

Team	DEN	POL	GER	SRB	NOR	MKD
DEN		28 - 32	27 - 25	37 - 36	32 - 28	32 - 24
POL	32 - 28		23 - 30	35 - 23	31 - 30	29 - 30
GER	25 - 27	30 - 23		35 - 35	24 - 25	33 - 23
SRB	36 - 37	23 - 35	35 - 35		27 - 26	32 - 28
NOR	28 - 32	30 - 31	25 - 24	26 - 27		29 - 27
MKD	24 - 32	30 - 29	23 - 33	28 - 32	27 - 29	

Group PC I

Rank	Team	Pts	MP	W	T	L	GF	GA	Diff.
1	ESP	10	5	5	0	0	205	98	107
2	ROU	8	5	4	0	1	175	141	34
3	ARG	6	5	3	0	2	137	125	12
4	CUB	4	5	2	0	3	124	154	-30
5	KUW	2	5	1	0	4	119	157	-38
6	AUS	0	5	0	0	5	87	172	-85

Team	ESP	ROU	ARG	CUB	KUW	AUS
ESP		40 - 32	31 - 19	45 - 20	47 - 17	42 - 10
ROU	32 - 40		30 - 26	39 - 28	34 - 27	40 - 20
ARG	19 - 31	26 - 30		30 - 23	26 - 25	36 - 16
CUB	20 - 45	28 - 39	23 - 30		26 - 23	27 - 17
KUW	17 - 47	27 - 34	25 - 26	23 - 26		27 - 24
AUS	10 - 42	20 - 40	16 - 36	17 - 27	24 - 27	

Group PC II

Rank	Team	Pts	MP	W	T	L	GF	GA	Diff.
1	EGY	8	5	4	0	1	135	125	10
2	RUS	8	5	4	0	1	151	127	24
3	TUN	6	5	3	0	2	159	146	13
4	ALG	6	5	3	0	2	140	142	-2
5	BRA	2	5	1	0	4	131	137	-6
6	KSA	0	5	0	0	5	105	144	-39

Team	EGY	RUS	TUN	ALG	BRA	KSA
EGY		31 - 27	31 - 30	22 - 28	25 - 22	26 - 18
RUS	27 - 31		36 - 31	29 - 28	25 - 22	34 - 15
TUN	30 - 31	31 - 36		36 - 25	34 - 33	28 - 21
ALG	28 - 22	28 - 29	25 - 36		29 - 28	30 - 27
BRA	22 - 25	22 - 25	33 - 34	28 - 29		26 - 24
KSA	18 - 26	15 - 34	21 - 28	27 - 30	24 - 26	

Classification

Date	Teams	Phase	Match No.	Result
TUE 27 JAN	AUS - KSA	23rd PLACE	105	19 - 23
	KUW - BRA	21st PLACE	106	24 - 27
	CUB - ALG	19th PLACE	107	27 - 34
	ARG - TUN	17th PLACE	108	23 - 29
	ROU - RUS	15th PLACE	109	42 - 38
	ESP - EGY	13th PLACE	110	28 - 24
THU 29 JAN	KOR - MKD	11th PLACE	79	31 - 32
	HUN - GER	5th PLACE	80	25 - 28
	SWE - SRB	7th PLACE	81	37 - 29
	SVK - NOR	9th PLACE	82	27 - 34
FRI 30 JAN	DEN - FRA	Semi final	83	22 - 27
	CRO - POL	Semi final	84	29 - 23
SUN 1 FEB	DEN - POL	3rd PLACE	85	23 - 31
	FRA - CRO	Final	86	24 - 19



XXI Men's World Championship 2009

Croatia



Tournament Summary

Final Standings

Medal	Rank	Team
Gold	1	FRA - France
Silver	2	CRO - Croatia
Bronze	3	POL - Poland
	4	DEN - Denmark
	5	GER - Germany
	6	HUN - Hungary
	7	SWE - Sweden
	8	SRB - Serbia
	9	NOR - Norway
	10	SVK - Slovakia
	11	MKD - FYR Macedonia
	12	KOR - Korea
	13	ESP - Spain
	14	EGY - Egypt
	15	ROU - Romania
	16	RUS - Russia
	17	TUN - Tunisia
	18	ARG - Argentina
	19	ALG - Algeria
	20	CUB - Cuba
	21	BRA - Brazil
	22	KUW - Kuwait
	23	KSA - Saudi Arabia
	24	AUS - Australia

Legend:**Pts** Points**MP** Matches Played**W** Won**L** Lost**T** Ties**GF** Goals For**GA** Goals Against**Diff** Goal Difference**DSQ** Disqualified



XXI Men's World Championship 2009

Croatia



Tournament Summary

As of 22 JAN 2009

Group A

Rank	Team	Pts	MP	W	T	L	GF	GA	Diff.
1	FRA	10	5	5	0	0	168	106	62
2	SVK	7	5	3	1	1	152	119	33
3	HUN	7	5	3	1	1	148	115	33
4	ROU	4	5	2	0	3	141	135	6
5	ARG	2	5	1	0	4	133	137	-4
6	AUS	0	5	0	0	5	76	206	-130

Team	FRA	SVK	HUN	ROU	ARG	AUS
FRA		35 - 26	27 - 22	31 - 21	33 - 26	42 - 11
SVK	26 - 35		24 - 24	28 - 23	27 - 25	47 - 12
HUN	22 - 27	24 - 24		30 - 27	31 - 20	41 - 17
ROU	21 - 31	23 - 28	27 - 30		30 - 26	40 - 20
ARG	26 - 33	25 - 27	20 - 31	26 - 30		36 - 16
AUS	11 - 42	12 - 47	17 - 41	20 - 40	16 - 36	

Group B

Rank	Team	Pts	MP	W	T	L	GF	GA	Diff.
1	CRO	10	5	5	0	0	170	115	55
2	SWE	8	5	4	0	1	162	118	44
3	KOR	6	5	3	0	2	140	126	14
4	ESP	4	5	2	0	3	167	127	40
5	CUB	2	5	1	0	4	106	181	-75
6	KUW	0	5	0	0	5	99	177	-78

Team	CRO	SWE	KOR	ESP	CUB	KUW
CRO		30 - 26	27 - 26	32 - 22	41 - 20	40 - 21
SWE	26 - 30		31 - 25	34 - 30	41 - 14	30 - 19
KOR	26 - 27	25 - 31		24 - 23	31 - 26	34 - 19
ESP	22 - 32	30 - 34	23 - 24		45 - 20	47 - 17
CUB	20 - 41	14 - 41	26 - 31	20 - 45		26 - 23
KUW	21 - 40	19 - 30	19 - 34	17 - 47	23 - 26	

Group C

Rank	Team	Pts	MP	W	T	L	GF	GA	Diff.
1	GER	9	5	4	1	0	147	116	31
2	MKD	6	5	3	0	2	145	136	9
3	POL	6	5	3	0	2	146	131	15
4	RUS	5	5	2	1	2	143	145	-2
5	TUN	4	5	2	0	3	143	142	1
6	ALG	0	5	0	0	5	114	168	-54

Team	GER	MKD	POL	RUS	TUN	ALG
GER		33 - 23	30 - 23	26 - 26	26 - 24	32 - 20
MKD	23 - 33		30 - 29	36 - 30	24 - 25	32 - 19
POL	23 - 30	29 - 30		24 - 22	31 - 27	39 - 22
RUS	26 - 26	30 - 36	22 - 24		36 - 31	29 - 28
TUN	24 - 26	25 - 24	27 - 31	31 - 36		36 - 25
ALG	20 - 32	19 - 32	22 - 39	28 - 29	25 - 36	

Group D

Rank	Team	Pts	MP	W	T	L	GF	GA	Diff.
1	DEN	10	5	5	0	0	167	121	46
2	SRB	6	5	3	0	2	161	146	15
3	NOR	6	5	3	0	2	162	123	39
4	EGY	4	5	2	0	3	110	126	-16
5	BRA	4	5	2	0	3	128	158	-30
6	KSA	0	5	0	0	5	107	161	-54

Team	DEN	SRB	NOR	EGY	BRA	KSA
DEN		37 - 36	32 - 28	26 - 17	40 - 27	32 - 13
SRB	36 - 37		27 - 26	30 - 22	30 - 32	38 - 29
NOR	28 - 32	26 - 27		30 - 20	39 - 21	39 - 23
EGY	17 - 26	22 - 30	20 - 30		25 - 22	26 - 18
BRA	27 - 40	32 - 30	21 - 39	22 - 25		26 - 24
KSA	13 - 32	29 - 38	23 - 39	18 - 26	24 - 26	

Legend:

Pts Points
GF Goals For

MP Matches Played
GA Goals Against

W Won
Diff Goal Difference

L Lost
DSQ Disqualified

T Ties



XXI Men's World Championship 2009

Croatia



Goalkeeper Statistics

As of 1 FEB 2009

SHOTS (top 20)

Minimum 20% of total shots received by team

Rank	Name	Team	%	Saves	Shots	MP
1	SANDSTRÖM Per	SWE	44	52	118	6
2	FAZEKAS Nándor	HUN	41	79	195	9
2	KARABOUE Daouda	FRA	41	41	99	10
2	STOCHL Richard	SVK	41	110	266	8
5	NAKIB BAKIR Mohamed	EGY	39	62	157	6
5	SIERRA MENDEZ Jose Manuel	ESP	39	54	139	7
7	EGE Steinar	NOR	38	95	249	8
7	PALICKA Andreas	SWE	38	44	116	5
9	OMEYER Thierry	FRA	37	91	244	10
9	SJÖSTRAND Johan	SWE	37	56	150	8
11	ALILOVIC Mirko	CRO	36	82	230	10
11	ANGELOV Petar	MKD	36	56	156	9
11	HVIDT Kasper	DEN	36	114	320	10
11	KANG Ilkoo	KOR	36	72	199	9
11	LANDIN JACOBSEN Niklas	DEN	36	30	84	9
11	LOSERT Venio	CRO	36	45	125	10
11	MAGAIEZ Maroane	TUN	36	110	305	9
11	SCHULZ Matias	ARG	36	49	138	9
11	SZMAL Slawomir	POL	36	119	334	10

PENALTY SHOTS (top 20)

Minimum 20% of total shots received by team

Rank	Name	Team	%	Saves	Shots	MP
1	SIERRA MENDEZ Jose Manuel	ESP	46	6	13	7
2	FAZEKAS Nándor	HUN	45	5	11	9
3	ALABDALALI Abdullah	KSA	44	4	9	8
4	PALICKA Andreas	SWE	43	3	7	5
5	BARRUFET BOFILL David	ESP	40	4	10	4
5	TORRES Jaime Souza	BRA	40	6	15	9
7	STOCHL Richard	SVK	39	9	23	8
8	LOSERT Venio	CRO	38	6	16	10
9	BITTER Johannes	GER	35	8	23	9
10	BARZA Sorin	ROU	33	3	9	4
10	HOMBRADOS Jose Javier	ESP	33	3	9	7
10	LANDIN JACOBSEN Niklas	DEN	33	3	9	9
10	POPESCU Mihai Catalin	ROU	33	2	6	7
10	RABIR Lamine	ALG	33	4	12	9
15	EL SAYED Ismail	EGY	31	4	13	4
16	PAUL Teodor	SVK	29	2	7	9
17	HVIDT Kasper	DEN	25	5	20	10
17	NAKIB BAKIR Mohamed	EGY	25	2	8	6
17	SJÖSTRAND Johan	SWE	25	4	16	8
17	ZEHENI Selim	TUN	25	2	8	5

Legend:

MP Matches Played

% Efficiency



XXI Men's World Championship 2009

Croatia



Individual Statistics

As of 1 FEB 2009

GOALSCORERS (top 40)

Rank	Name	Team	Goals	Shots	%	7m Shots	MP
1	LAZAROV Kiril	MKD	92	167	55	30/35	9
2	CUPIC Ivan	CRO	66	81	81	27/30	10
3	RIBEIRO Felipe Borges	BRA	61	87	70	13/16	9
4	GHIONEA Valentin Marian	ROU	58	87	67	25/31	9
4	TLUCZYNSKI Tomasz	POL	58	73	79	25/31	10
6	ALHARBI Bandar	KSA	55	100	55	17/22	8
7	KJELLING Kristian	NOR	54	102	53	1/1	9
8	GUIGOU Michael	FRA	52	66	79	24/26	10
8	ILIC Momir	SRB	52	100	52	12/16	9
10	HUSSEIN Hussein	EGY	50	98	51	18/23	9
11	CHRISTIANSEN Lars	DEN	49	72	68	12/15	9
11	TOUATI Jaleddine	TUN	49	76	64	13/20	9
13	LEE Jaewoo	KOR	48	94	51	16/20	9
14	ABALO Luc	FRA	47	69	68	1/2	10
14	TVEDTEN Havard	NOR	47	64	73	16/20	9
16	KARABATIC Nikola	FRA	45	80	56		10
17	DIBIROV Timur	RUS	44	68	65	2/2	9
17	FLETCHER Tommy	AUS	44	91	48	10/15	9
17	IGROPULO Konstantin	RUS	44	74	59	15/19	8
20	GLANDORF Holger	GER	43	96	45		9
20	LARHOLM Jonas	SWE	43	67	64	9/16	9
22	CAROL MARZO Frankis	CUB	42	87	48	0/1	9
23	NAGY László	HUN	41	73	56		9
24	DODER Dalibor	SWE	40	73	55		8
24	HANSEN Mikkel	DEN	40	69	58	6/7	8
24	SULC Frantisek	SVK	40	79	51		9
27	BOJINOVIC Mladen	SRB	38	59	64	8/9	9
27	CSASZAR Gábor	HUN	38	65	58	15/20	9
27	DUVNJAK Domagoj	CRO	38	66	58		10
27	JANSEN Torsten	GER	38	55	69	12/21	9
27	KUKUCKA Peter	SVK	38	62	61	14/18	9
32	AYED Anouar	TUN	37	54	69	13/16	9
32	BERRIAH Abderrahim	ALG	37	80	46	2/4	9
32	FERNANDEZ Jerome	FRA	37	56	66	1/1	9
32	JEONG Yikyeong	KOR	37	67	55	1/2	9
32	KÄLLMAN Jonas	SWE	37	62	60		9
32	PETREA Adrian Danut	ROU	37	73	51		9
32	VUJIN Marko	SRB	37	75	49	0/1	9

Next 3 players were tied with goals of 36



XXI Men's World Championship 2009

Croatia



Individual Statistics

As of 1 FEB 2009

ASSISTS (top 40)

Rank	Name	Team	Assists	MP
1	LAZAROV Kiril	MKD	39	9
1	MGANNEM Haykel	TUN	39	9
3	KARABATIC Nikola	FRA	36	10
4	KJELLING Kristian	NOR	34	9
5	KUKUCKA Peter	SVK	33	9
5	MAMELUND Erlend	NOR	33	9
7	HANSEN Mikkel	DEN	29	8
8	LABANE Tahar	ALG	28	9
9	NAGY László	HUN	26	9
9	VORI Igor	CRO	26	10
11	LJEWski Marcin	POL	25	10
12	PETREA Adrian Danut	ROU	24	9
13	ANDERSSON Kim	SWE	23	9
13	METLICIC Petar	CRO	23	9
13	PARK Junggeu	KOR	23	9
16	HUBNER Diogo Kent	BRA	22	9
16	IGROPULO Konstantin	RUS	22	8
18	CANELLAS REIXACH Joan	ESP	21	9
18	ILIC Momir	SRB	21	9
18	LARHOLM Jonas	SWE	21	9
21	GLANDORF Holger	GER	20	9
21	JURCA Rares Lucian	ROU	20	9
21	VIDAL Agustin	ARG	20	8
24	ALHABIB Mustafa	KSA	19	9
24	CALVERT Bevan	AUS	19	9
24	HENS Pascal	GER	19	8
24	HUSSEIN Hussein	EGY	19	9
24	MOGENSEN Thomas T.	DEN	19	10
29	FILIPPOV Vasily	RUS	18	9
29	HAMMED Aymen	TUN	18	9
29	MOJSOVSKI Naumce	MKD	18	6
29	STROBEL Martin	GER	18	9
33	ILYÉS Ferenc	HUN	17	9
34	ALHARBI Bandar	KSA	16	8
34	JENSEN Jesper	DEN	16	9
34	JURECKI Bartosz	POL	16	10
34	NIELSEN Mads	DEN	16	8
34	SIM Jaebok	KOR	16	9

Next 6 players were tied with assists of 15



XXI Men's World Championship 2009

Croatia



Individual Statistics

As of 1 FEB 2009

GOALS AND ASSISTS (top 40)

Rank	Name	Team	Goals + Assists	Goals	Assists	MP
1	LAZAROV Kiril	MKD	131	92	39	9
2	KJELLING Kristian	NOR	88	54	34	9
3	KARABATIC Nikola	FRA	81	45	36	10
4	ILIC Momir	SRB	73	52	21	9
5	MGANNEM Haykel	TUN	72	33	39	9
6	ALHARBI Bandar	KSA	71	55	16	8
6	CUPIC Ivan	CRO	71	66	5	10
6	KUKUCKA Peter	SVK	71	38	33	9
9	HANSEN Mikkel	DEN	69	40	29	8
9	HUSSEIN Hussein	EGY	69	50	19	9
11	GHIONEA Valentin Marian	ROU	67	58	9	9
11	NAGY László	HUN	67	41	26	9
13	IGROPULO Konstantin	RUS	66	44	22	8
13	MAMELUND Erlend	NOR	66	33	33	9
15	LARHOLM Jonas	SWE	64	43	21	9
16	GLANDORF Holger	GER	63	43	20	9
16	RIBEIRO Felipe Borges	BRA	63	61	2	9
18	GUIGOU Michael	FRA	62	52	10	10
18	TLUCZYNSKI Tomasz	POL	62	58	4	10
18	VORI Igor	CRO	62	36	26	10
21	PETREA Adrian Danut	ROU	61	37	24	9
22	LIJEWSKI Marcin	POL	59	34	25	10
23	ABALO Luc	FRA	57	47	10	10
24	PARK Junggeu	KOR	55	32	23	9
24	TOUATI Jaleddine	TUN	55	49	6	9
26	CAROL MARZO Frankis	CUB	54	42	12	9
26	DODER Dalibor	SWE	54	40	14	8
26	LEE Jaewoo	KOR	54	48	6	9
26	SULC Frantisek	SVK	54	40	14	9
30	ILYÉS Ferenc	HUN	53	36	17	9
31	BOJINOVIC Mladen	SRB	52	38	14	9
31	FLETCHER Tommy	AUS	52	44	8	9
31	HAMMED Aymen	TUN	52	34	18	9
31	TVEDTEN Havard	NOR	52	47	5	9
35	ANDERSSON Kim	SWE	51	28	23	9
35	DIBIROV Timur	RUS	51	44	7	9
37	CHRISTIANSEN Lars	DEN	50	49	1	9
37	FERNANDEZ Jerome	FRA	50	37	13	9
37	FILIPPOV Vasily	RUS	50	32	18	9

Next 3 players were tied with goals and assists of 49



XXI Men's World Championship 2009

Croatia



Individual Statistics

As of 1 FEB 2009

STEALS (top 20)

Rank	Name	Team	Total	Avg	MP
1	ABALO Luc	FRA	15	1.5	10
2	PORTELA Pablo	ARG	14	1.6	9
3	CAROL MARZO Frankis	CUB	13	1.4	9
3	RIBEIRO Felipe Borges	BRA	13	1.4	9
5	ALSALEM Mahdi	KSA	12	1.3	9
5	MORROS de ARGILA Viran	ESP	12	1.3	9
7	KÄLLMAN Jonas	SWE	11	1.2	9
8	BOUDRALI Hichem	ALG	10	1.1	9
8	DIBIROV Timur	RUS	10	1.1	9
8	EL AHMAR Ahmed	EGY	10	1.1	9
11	LEE Jaewoo	KOR	9	1.0	9
11	MAMELUND Erlend	NOR	9	1.0	9

Next 12 players were tied with total of 8

BLOCKED SHOTS (top 20)

Rank	Name	Team	Total	Avg	MP
1	NAGY László	HUN	28	3.1	9
2	KARLSSON Tobias	SWE	19	2.1	9
3	VATNE Stian Fredrik	NOR	18	2.3	8
4	CHERNOIVANOV Alexander	RUS	14	1.6	9
5	ROGGISCH Oliver	GER	13	1.4	9
6	ILIC Momir	SRB	12	1.3	9
7	DINART Didier	FRA	11	1.6	7
8	CAROU Gonzalo	ARG	10	1.3	8
8	JORGENSEN Lars T.	DEN	10	1.1	9
8	JURECKI Michal	POL	10	1.0	10
8	SZÜCS Csaba	SVK	10	1.1	9
12	HERBERT Gábor	HUN	9	1.0	9
12	KARABATIC Nikola	FRA	9	0.9	10
12	MORROS de ARGILA Viran	ESP	9	1.0	9
12	PREIB Sebastian	GER	9	1.1	8

Next 7 players were tied with total of 8



XXI Men's World Championship 2009

Croatia



Individual Statistics

As of 1 FEB 2009

PENALTIES (top 40)

Rank	Name	Team	Points		EX	RC	2Min	YC	MP
			Avg	Total					
1	CHERNOIVANOV Alexander	RUS	4.4	40	0	2	13	4	9
2	ROGGISCH Oliver	GER	4.1	37	0	1	13	6	9
3	KARLSSON Tobias	SWE	3.9	35	0	1	12	6	9
3	PREIß Sebastian	GER	3.9	31	0	1	10	6	8
3	TEJ Issam	TUN	3.9	35	0	1	12	6	9
6	ANUSIC Dalibor	CRO	3.5	7	0	0	3	1	2
7	GJORGONOVSKI Goran	MKD	3.4	31	0	1	9	8	9
7	KAMANIN Alexey	RUS	3.4	24	0	1	8	3	7
9	ZOLTAK Daniel	POL	3.3	13	0	0	5	3	4
10	EL FAKHARANY Hany	EGY	3.2	29	0	1	9	6	9
11	ALHARBI Bandar	KSA	3.0	24	0	0	10	4	8
11	MARTI DIAZ Edgar	CUB	3.0	27	0	1	8	6	9
13	KOPCO Michal	SVK	2.9	23	0	0	9	5	8
14	AMADOR SALINA Daimaro	CUB	2.8	25	0	0	10	5	9
15	ARRHENIUS Robert	SWE	2.6	23	0	0	9	5	9
15	GAL Gyula	HUN	2.6	23	0	0	7	9	9
15	MABROUK Hassan	EGY	2.6	23	0	0	9	5	9
15	PARK Junggeu	KOR	2.6	23	0	0	9	5	9
19	CAROU Gonzalo	ARG	2.5	20	0	1	6	3	8
20	KOJIC Nikola	SRB	2.4	22	0	1	6	5	9
20	SIODMIAK Artur	POL	2.4	17	0	0	6	5	7
22	JORGENSEN Lars T.	DEN	2.2	20	0	0	6	8	9
22	MYRHOL Bjarte	NOR	2.2	20	0	1	4	7	9
22	OH Yunsuk	KOR	2.2	20	0	0	7	6	9
22	VORI Igor	CRO	2.2	22	0	1	4	9	10
26	ANDERSSON Kim	SWE	2.1	19	0	1	5	4	9
26	CHIPURIN Mikhail	RUS	2.1	17	0	1	6	0	8
26	VATNE Stian Fredrik	NOR	2.1	17	0	0	5	7	8
29	CAROL MARZO Frankis	CUB	2.0	18	0	0	7	4	9
29	CREVATIN Sergio	ARG	2.0	18	0	0	7	4	9
29	GLANDORF Holger	GER	2.0	18	0	0	7	4	9
29	JANSEN Torsten	GER	2.0	18	0	0	7	4	9
29	PETREA Adrian Danut	ROU	2.0	18	0	0	6	6	9
29	QUERIN Leonardo	ARG	2.0	16	0	0	6	4	8
29	RASTVORTSEV Alexey	RUS	2.0	18	0	1	5	3	9
29	STOJANOVIC Bojan	AUS	2.0	4	0	0	1	2	2
29	YAHIA Sid Ali	ALG	2.0	16	0	1	4	3	8

Next 7 players were tied with average points of 1.9

Note:

Total Points = (EX) x 10 + (RC) x 5 + (2Min) x 2 + (YC) x 1

Legend:

MP Matches Played
RC Red Cards

% Efficiency
EX Exclusions

Avg Average per Game
2Min2 Minute Suspensions

YC Yellow Cards



XXI Men's World Championship 2009

Croatia



Overall Team Statistics

As of 1 FEB 2009

Players

Team	MP	Total Shots		6m Shots		Wing Shots		9m Shots		7m Shots		Fast Breaks		Breakthroughs		Offence		Defence		Penalties			
		G / S	%	G / S	%	G / S	%	G / S	%	G / S	%	G / S	%	G / S	%	AS	TF	ST	BS	YC	2Min	RC	EX
ALG	9	235/470	50	42/64	66	31/74	42	81/216	38	14/22	64	56/81	69	11/13	85	111	150	39	20	28	41	1	0
ARG	9	231/434	53	58/87	67	29/55	53	69/188	37	26/35	74	35/51	69	14/18	78	91	141	52	19	25	35	1	0
AUS	9	146/379	39	42/81	52	24/55	44	43/180	24	15/24	63	15/26	58	7/13	54	59	226	24	14	29	28	1	0
BRA	9	238/440	54	48/74	65	28/52	54	93/222	42	17/23	74	36/46	78	16/23	70	103	147	29	29	27	41	1	0
CRO	10	298/483	62	59/83	71	54/86	63	86/193	45	28/34	82	59/75	79	12/12	100	127	106	46	29	32	35	1	0
CUB	9	211/435	49	63/85	74	31/65	48	61/202	30	13/25	52	35/48	73	8/10	80	54	224	60	16	24	53	1	0
DEN	10	299/504	59	49/72	68	64/101	63	82/197	42	28/34	82	57/76	75	19/24	79	159	123	27	36	30	29	0	0
EGY	9	218/434	50	41/66	62	25/50	50	64/195	33	29/41	71	41/58	71	18/24	75	100	124	51	24	29	41	1	0
ESP	9	308/483	64	72/106	68	60/101	59	62/139	45	30/41	73	70/79	89	14/17	82	93	109	63	28	28	26	1	0
FRA	10	296/468	63	66/98	67	29/57	51	88/177	50	30/37	81	46/56	82	37/43	86	116	121	57	34	28	19	1	0
GER	9	259/483	54	47/74	64	41/67	61	99/246	40	17/29	59	37/47	79	18/20	90	119	84	28	37	30	50	3	0
HUN	9	254/451	56	59/96	61	24/36	67	78/193	40	26/37	70	49/67	73	18/22	82	104	105	32	47	28	25	0	0
KOR	9	239/442	54	54/72	75	21/41	51	80/205	39	28/41	68	48/70	69	8/13	62	85	134	39	5	26	28	0	0
KSA	9	193/432	45	31/59	53	31/68	46	60/203	30	23/30	77	36/57	63	12/15	80	88	176	54	16	27	36	0	0
KUW	9	202/429	47	63/102	62	30/61	49	70/207	34	17/28	61	16/24	67	6/7	86	61	156	27	18	26	34	1	0
MKD	9	256/477	54	45/76	59	31/60	52	86/218	39	30/37	81	48/63	76	16/23	70	121	127	33	18	30	40	2	0
NOR	9	280/486	58	51/68	75	43/70	61	94/225	42	21/27	78	56/77	73	15/19	79	135	98	44	47	29	33	1	0
POL	10	298/492	61	48/71	68	44/64	69	101/219	46	26/34	76	57/78	73	22/26	85	129	143	49	41	33	39	0	0
ROU	9	288/504	57	79/119	66	54/93	58	65/172	38	29/38	76	44/62	71	17/20	85	109	150	51	22	25	27	0	0
RUS	9	267/464	58	65/98	66	38/77	49	82/169	49	27/46	59	44/61	72	11/13	85	126	117	42	32	27	55	5	0
SRB	9	280/507	55	37/48	77	29/54	54	124/297	42	20/27	74	49/58	84	21/23	91	106	125	32	38	27	32	2	0
SVK	9	253/436	58	53/78	68	39/68	57	81/195	42	26/32	81	42/48	88	12/15	80	107	124	31	31	28	41	0	0
SWE	9	277/455	61	59/89	66	36/67	54	87/159	55	20/32	63	62/90	69	13/18	72	103	115	27	45	29	45	4	0
TUN	9	264/467	57	42/64	66	38/64	59	76/198	38	26/37	70	58/73	79	24/31	77	134	138	43	18	28	41	2	0
Totals		6090/11055	55	1273/1930	66	874/1586	55	1912/4815	40	566/791	72	1096/1471	75	369/462	80	2540	3263	980	664	673	874	29	0



XXI Men's World Championship 2009

Croatia



Overall Team Statistics

Goalkeepers

Team	MP	Total Shots		6m Shots		Wing Shots		9m Shots		7m Shots		Fast Breaks		Breakthroughs	
		S / S	%	S / S	%	S / S	%	S / S	%	S / S	%	S / S	%	S / S	%
ALG	9	91/363	25	13/66	20	21/66	32	38/112	34	7/26	27	8/70	11	4/23	17
ARG	9	111/356	31	34/103	33	12/41	29	49/102	48	2/22	9	8/49	16	6/39	15
AUS	9	91/416	22	16/101	16	18/84	21	38/108	35	3/29	10	13/73	18	3/21	14
BRA	9	111/381	29	9/64	14	16/50	32	55/127	43	9/32	28	14/72	19	8/36	22
CRO	10	127/355	36	24/79	30	27/53	51	61/140	44	10/35	29	5/34	15	0/14	0
CUB	9	111/412	27	17/86	20	32/90	36	34/80	43	8/40	20	19/109	17	1/7	14
DEN	10	144/404	36	15/66	23	20/46	43	91/194	47	8/29	28	4/42	10	6/27	22
EGY	9	121/360	34	13/45	29	24/58	41	67/164	41	6/32	19	11/51	22	0/10	0
ESP	9	120/332	36	29/80	36	19/49	39	55/140	39	13/32	41	4/25	16	0/6	0
FRA	10	132/343	38	14/68	21	17/36	47	84/155	54	6/29	21	9/43	21	2/12	17
GER	9	127/355	36	16/52	31	14/44	32	70/163	43	11/42	26	14/42	33	2/12	17
HUN	9	135/362	37	16/68	24	16/42	38	83/168	49	8/26	31	10/34	29	2/24	8
KOR	9	135/374	36	33/103	32	29/63	46	60/117	51	5/25	20	7/50	14	1/16	6
KSA	9	93/365	25	16/67	24	11/55	20	43/101	43	8/27	30	12/87	14	3/28	11
KUW	9	97/385	25	12/74	16	24/72	33	44/113	39	2/28	7	11/79	14	4/19	21
MKD	9	129/389	33	16/50	32	20/48	42	74/171	43	5/28	18	14/78	18	0/14	0
NOR	9	135/367	37	15/61	25	15/40	38	86/182	47	9/38	24	9/38	24	1/8	13
POL	10	136/400	34	20/58	34	17/64	27	81/185	44	6/37	16	12/51	24	0/5	0
ROU	9	129/397	32	28/107	26	27/78	35	56/124	45	7/28	25	5/37	14	6/23	26
RUS	9	133/388	34	20/59	34	20/58	34	68/157	43	8/34	24	13/56	23	4/24	17
SRB	9	140/421	33	22/71	31	35/88	40	55/141	39	6/28	21	19/73	26	3/20	15
SVK	9	142/373	38	19/65	29	13/32	41	76/159	48	11/35	31	19/68	28	4/14	29
SWE	9	152/384	40	20/67	30	19/49	39	92/178	52	8/29	28	11/51	22	2/10	20
TUN	9	143/393	36	23/73	32	22/56	39	75/166	45	6/27	22	16/51	31	1/20	5

Legend:	G/S Goals/Shots	6m 6-metre Shots	AS Assists	TF Technical Faults	EX Exclusions
S/S Saves/Shots	% Efficiency	7m 7-metre Shots	FB Fast Breaks	YC Yellow Cards	DSQ Disqualified
MP Matches Played	Wing Wing Shots	9m 9-metre Shots	ST Steals	RC Red Cards	2Min 2 Minute Suspensions
			BS Blocked Shots		